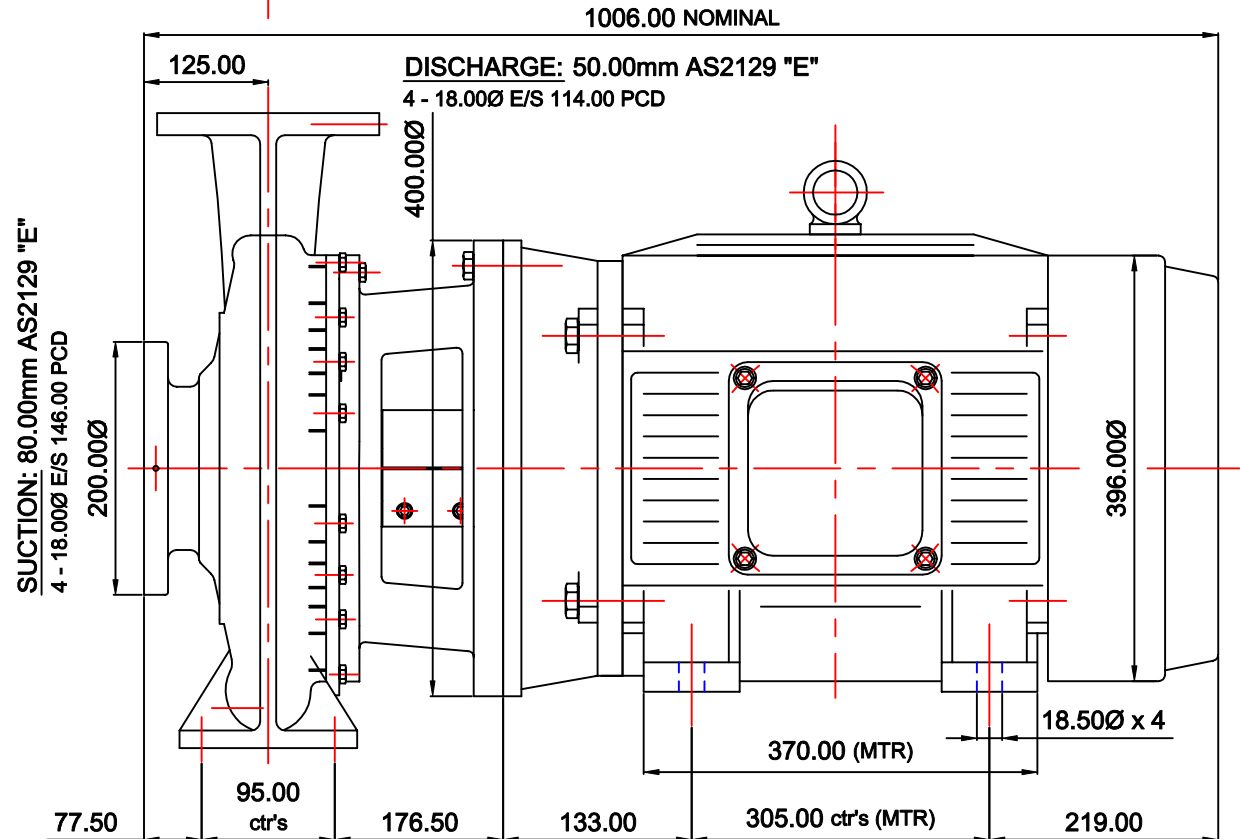
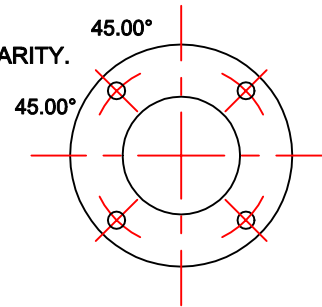
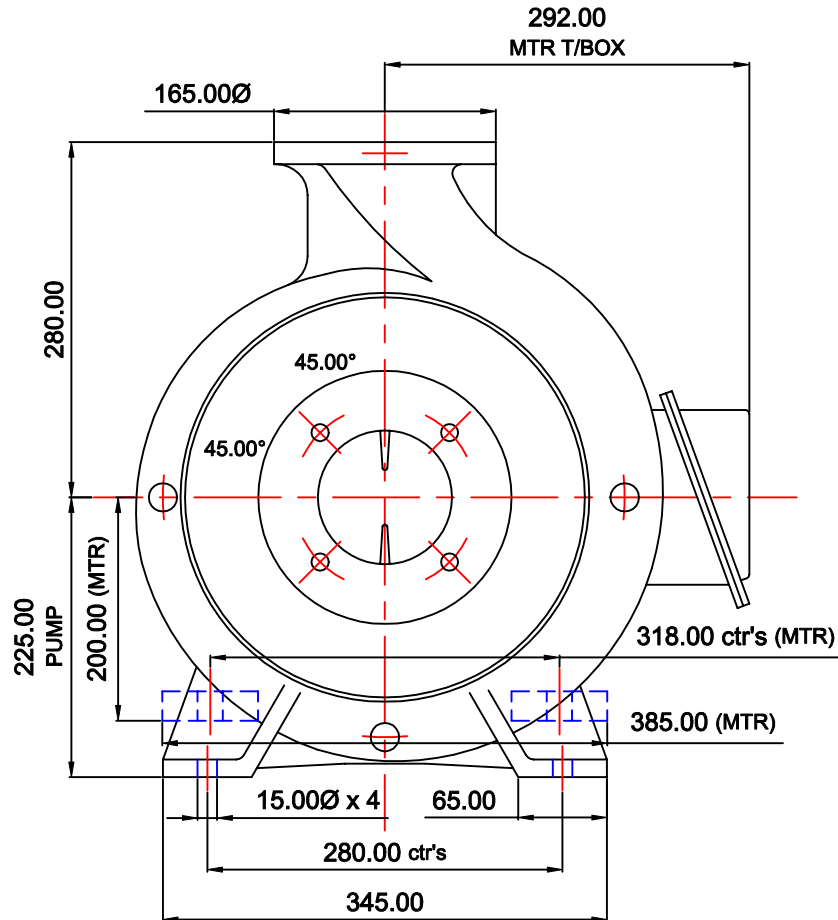


STANDARD DETAIL NOTES:

THIS IS A DIAGRAMMATIC REPRESENTATION AND CERTAIN DETAILS REMOVED FOR CLARITY.

IMPORTANT: ALL DIMENSIONS INDICATED ARE NOMINAL.**IMPORTANT:**
THIS DATA IS RELEASED FOR
REFERENCE ONLY.

REVISION

THIS DATA REMAINS THE PROPERTY OF STALKER
ENGINEERING. NO DATA MAY BE REPRODUCED
WITHOUT PRIOR CONSENT OF COMPANY. DATA MAY BE
ALTERED WITHOUT NOTIFICATION.**AS1100 3rd ANGLE PROJECTION****DO NOT SCALE****GENERAL TOLERANCES**
METRIC +/-0.400mm
IMPERIAL +/-0.015"

REFERENCE:

APPRVD:

CHECKED:

DRWN: AR

DATE:
01/04/2003SCALE:
DIAGRAMMATICFILE REF:
REFER DWG NUMBER**STALKER PUMPS**www.stalkerpumps.com.auDIMENSION OUTLINE DIAGRAMMATIC
ISO2858 80/50-315 CC SERIES 30kW &37kW 2P 200L
(EM018 EM019 MODULE 2)DRAWING No:
4100ISOCCEM018019DIMA3**A3**